Per Hundred: teacher script

RP13-V1 · RP13 Percent, fraction, decimal · teachers only. Without a screen, read each Say line and draw each Draw step on the board. About 92 seconds as a video.

01

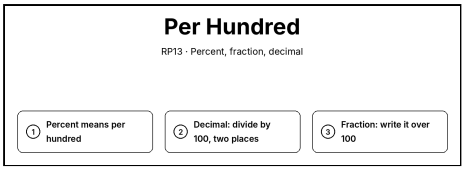

Say. Per hundred. Percent means per hundred. To make a decimal, divide by 100: move the point two places. To make a fraction, write it over 100 and simplify.

Draw. Write the title “Per Hundred” and the steps: 1. Percent means per hundred; 2. Decimal: divide by 100, two places; 3. Fraction: write it over 100.

02

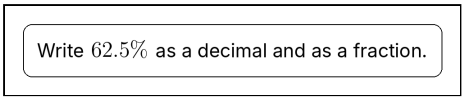

Say. Write 62.5 percent as a decimal and as a fraction.

Draw. Clear the board. Write “Write 62.5\% as a decimal and as a fraction.” in a box at the top.

03

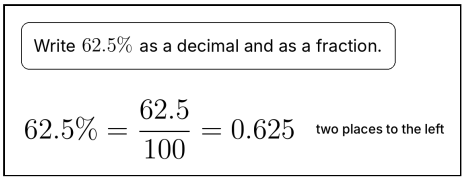

Say. Divide by 100: move the point two places to the left. 0.625.

Draw. Write 62.5\% = 62.5/100 = 0.625 on the next line. Beside it, write “two places to the left”.

04

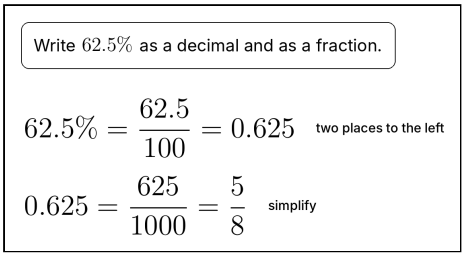

Say. As a fraction, that is 625 thousandths. Simplify: divide the top and the bottom by 125, and you get 5 eighths.

Draw. Write 0.625 = 625/1000 = 5/8 on the next line. Beside it, write “simplify”.

05

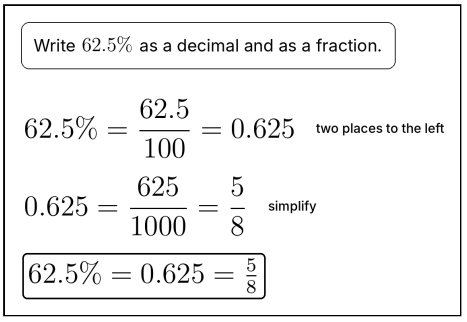

Say. So 62.5 percent, 0.625 and 5 eighths are three names for the same number.

Draw. Write 62.5\% = 0.625 = 5/8 and box it on the next line.

06

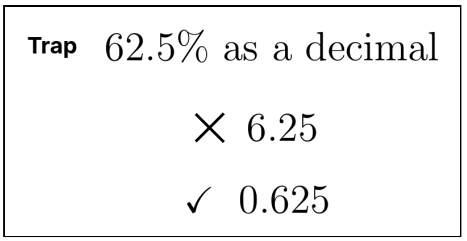

Say. Watch for the trap: moving the point only one place. Percent is per hundred, so two places: 0.625.

Draw. Clear the board. Write “Trap” and 62.5\% as a decimal. Below, write 6.25 and cross it out ×. Then write 0.625 with a tick ✓.

07

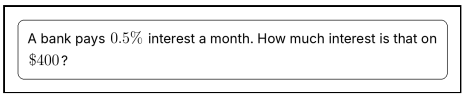

Say. A bank pays 0.5 percent interest a month. How much interest is that on 400 dollars?

Draw. Clear the board. Write “A bank pays 0.5\% interest a month. How much interest is that on $400?” in a box at the top.

08

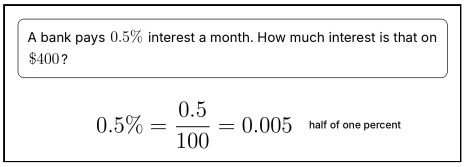

Say. 0.5 percent is half of one percent. Divide by 100: 0.005.

Draw. Write 0.5\% = 0.5/100 = 0.005 on the next line. Beside it, write “half of one percent”.

09

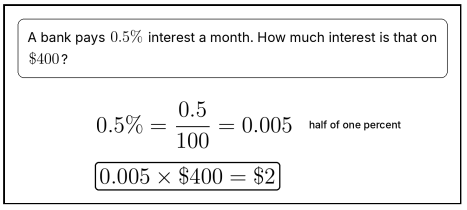

Say. 0.005 times 400 dollars is 2 dollars.

Draw. Write 0.005 × $400 = $2 and box it on the next line.

10

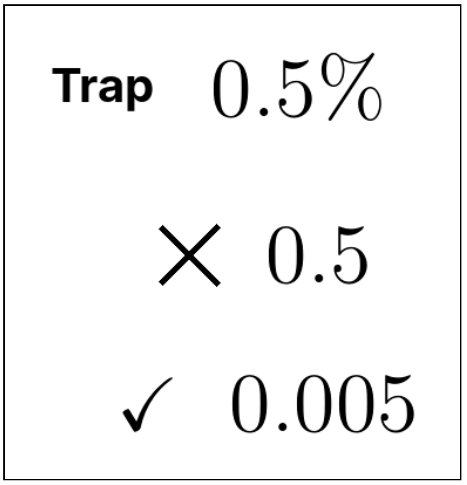

Say. Watch for the trap: reading 0.5 percent as 0.5. But 0.5 is 50 percent. Half a percent is 0.005, not 0.5.

Draw. Clear the board. Write “Trap” and 0.5\%. Below, write 0.5 and cross it out ×. Then write 0.005 with a tick ✓.

11

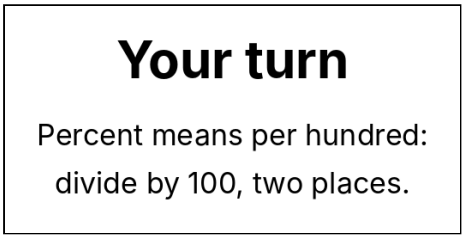

Say. Now it is your turn. Percent means per hundred: divide by 100, two places.

Draw. Point to today’s activity: Percent means per hundred: divide by 100, two places.