The Percent Equation, Part 1: teacher script

RP14-V1 · RP14 The percent equation · teachers only. Without a screen, read each Say line and draw each Draw step on the board. About 67 seconds as a video.

01

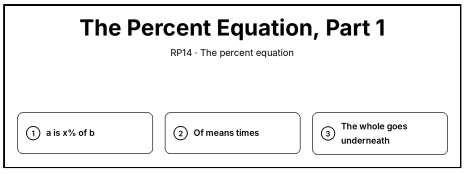

Say. The percent equation. a is x percent of b. Of means times. And the whole, the number after of, goes underneath.

Draw. Write the title “The Percent Equation, Part 1” and the steps: 1. a is x% of b; 2. Of means times; 3. The whole goes underneath.

02



Say. What is 60 percent of 250?

Draw. Clear the board. Write “What is 60\% of 250?” in a box at the top.

03

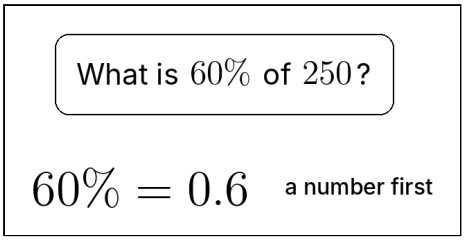

Say. Turn the percent into a number first: 60 percent is 0.6.

Draw. Write 60\% = 0.6 on the next line. Beside it, write “a number first”.

04

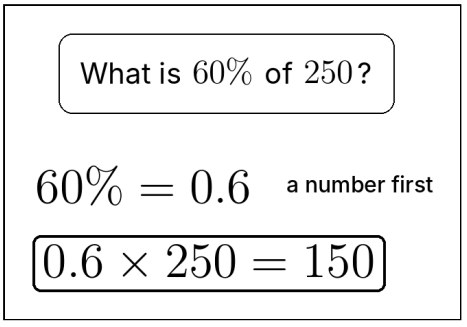

Say. Of means times: 0.6 times 250 is 150.

Draw. Write 0.6 × 250 = 150 and box it on the next line.

05

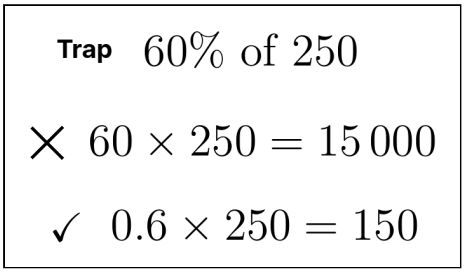

Say. Watch for the trap: using the percent as it is. 60 times 250 is 15 thousand, far too big. Use 0.6.

Draw. Clear the board. Write “Trap” and 60\% of 250. Below, write 60 × 250 = 15 000 and cross it out ×. Then write 0.6 × 250 = 150 with a tick ✓.

06



Say. 48 is what percent of 240?

Draw. Clear the board. Write “48 is what percent of 240?” in a box at the top.

07

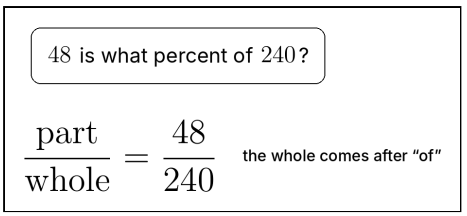

Say. The whole is 240, the number after of. It goes underneath.

Draw. Write part/(whole) = 48/240 on the next line. Beside it, write “the whole comes after “of””.

08

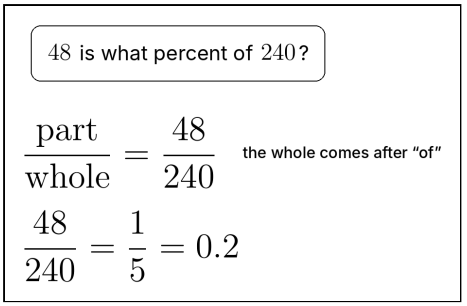

Say. 48 over 240 is one fifth, 0.2.

Draw. Write 48/240 = 1/5 = 0.2 on the next line.

09

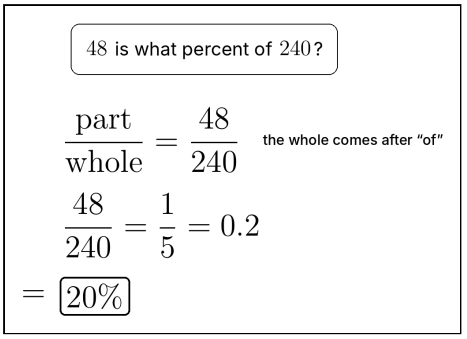

Say. 0.2 times 100 gives the percent: 20 percent.

Draw. Write = 20\% and box it on the next line.

10

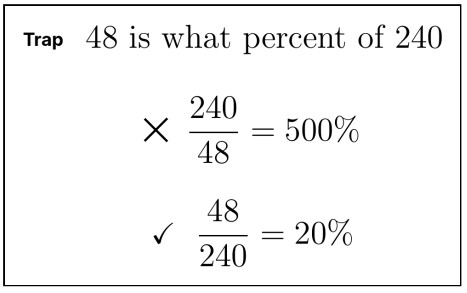

Say. Watch for the trap: the wrong number as the whole. 48 is less than 240, so the answer must be less than 100 percent.

Draw. Clear the board. Write “Trap” and 48 is what percent of 240. Below, write 240/48 = 500\% and cross it out ×. Then write 48/240 = 20\% with a tick ✓.

11

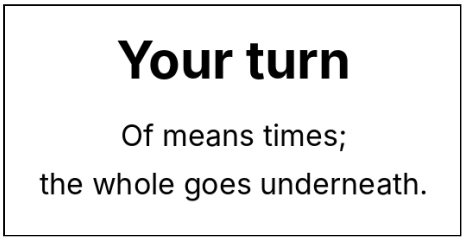

Say. Now it is your turn. Of means times, and the whole goes underneath.

Draw. Point to today’s activity: Of means times; the whole goes underneath.